



FITTING INSTRUCTIONS FOR DG0022 DOWNPIPE GRILLE
HONDA CBR1000RR, SP & SP2 '17-



THIS KIT CONTAINS THE ITEMS PICTURED AND LABELLED BELOW.
DO NOT PROCEED UNTIL YOU ARE SURE ALL PARTS ARE PRESENT.

Please note that the way the kit is packed does not necessarily represent the way of mounting to the bike

Please note that in cases where kits are packed with rubber washers holding the components onto the bolt – *the rubber washers should be thrown away!*

THE PARTS SHOWN MAY BE REPRESENTATIVE ONLY (FOR CLARITY OF INSTRUCTIONS ONLY)

GENERAL TORQUE SETTINGS

M4 BOLT = 8Nm
 M5 BOLT = 12Nm
 M6 BOLT = 15Nm
 M8 BOLT = 20Nm
 M10 BOLT = 40Nm

TOOLS REQUIRED

- Socket set to include 8mm socket & wrench or spanner.
 - Phillips screwdriver.

In This Kit There Should Be


1x Downpipe Grille (DG0022).
 1x Bracket (SMW0093).
 1x Push Rivet (RIV0003)




Picture 1



Picture 2



Picture 3



Picture 4

FITTING INSTRUCTIONS

- To fit the downpipe grille, remove the lower radiator mounting bolt, as shown in picture 1.
- Take the small bracket supplied and fit it to the lower radiator mounting hole as shown in picture 2, before re-fitting the original bolt and loosely tighten. (If fitting to the bike with the radiator guard already fitted, fits this bracket as shown in picture 2, on top of the radiator guard mount).
- Offer the downpipe grille into position with the spring clip locating over the second downpipe and align the top mounting hole with the hole in the small bracket previously fitted, as shown in picture 3. *(With the bracket loose, its easily rotated into the correct position).*
- Remove the downpipe grille and tighten the lower radiator mounting bolt to fix the bracket in its correct position.
- Re-fit the downpipe grille onto the downpipe using the clip and fit the push rivet supplied through the top mounting hole and into hole on the small bracket, as shown in picture 4.



Digital copies of these instructions are available to download from www.rg-racing.com

CONSUMER NOTICE

The catalogue description and any exhibition of samples are only broad indications of the Products and R&G may make design changes which do not diminish their performance or visual appeal and supplying them in such state shall conform to the order. The Buyer acknowledges no representation or warranty (other than as to title) has been given or will apply to the Products other than those in R&G's order or confirmation and the Buyer confirms it has chosen the Products as being of merchantable quality and suitable for its particular purposes. Where R&G fits the Products or undertakes other services it shall exercise reasonable skill and care and rectify any fault free of charge unless the workmanship has been disturbed. The Buyer is responsible for ensuring that the warranty on the motorcycle is not affected by the fitting of the Products. On return of any defective Products R&G shall at its option either supply a replacement or refund the purchase money but shall not be liable if the Products have been modified or used or maintained otherwise than in accordance with R&G's or manufacturer's instructions and good engineering practice or if the defect arises from accident or neglect. Other than identified above and subject to R&G not limiting its liability for causing death and personal injury, it shall not be liable for indirect or consequential loss and otherwise its liability shall be limited to the amounts paid by the Buyer for the Products or the fitting or service concerned. These terms do not affect the Buyer's statutory rights.

R&G RACING RETURNS POLICY (NON-FAULTY GOODS)

Returns must be pre-authorized (if not pre-authorized the return will be rejected). Goods may only be returned direct to us if they were purchased direct from us (customer must prove if necessary). Otherwise to be returned to original vendor. Goods must be in re-sellable condition, in the opinion of R&G Racing. All returns are subject to a 25% restocking and handling fee (25% of the gross value exc. P&P – at the prevailing price at time of purchase). The customer must pay any and all carriage charges. No returns of discontinued products, unless within 14 days of purchase. This policy does not affect your statutory rights and does not refer to faulty goods.



**NOTICE DE MONTAGE DG0022 GRILLE DE COLLECTEUR D'ÉCHAPPEMENT
HONDA CBR1000RR, SP & SP2 '17-**



Le kit contient les articles exposés ci-dessous, vérifier que toutes les pièces soient présentes avant de procéder au montage.

La façon dont le kit est emballé ne correspond pas forcément à la façon de monter les pièces sur la moto

Notez que si les kits sont emballés avec des rondelles en caoutchouc servant à tenir les composants, *ces rondelles doivent être jetées !*

LES PARTIES PRESENTEES PEUVENT ETRE UNIQUEMENT REPRESENTATIVES (POUR LA CLARTÉ DES INSTRUCTIONS UNIQUEMENT).

VALEURS DE SERRAGE RECOMMANDEES

M4 BOULON = 8Nm
 M5 BOULON = 12Nm
 M6 BOULON = 15Nm
 M8 BOULON = 20Nm
 M10 BOULON = 40Nm

OUTILS REQUIS

- Clé à cliquet + douille 8mm.
- Tournevis cruciforme.

Le kit doit contenir :

1x Grille de protection (DG0022).
 1x Support (SMW0093).
 1x Rivet (RIV0003)



Photo 1



Photo 2




Photo 3




Photo 4

NOTICE DE MONTAGE

- Pour monter la grille de protection, Enlever le boulon de fixation radiateur inférieur, voir photo 1.
- Prendre le petit support fourni et montez sur le sur le trou de fixation de radiateur inférieur, voir photo 2, avant de réinsérer le boulon d'origine et de serrer légèrement. (Si le montage s'effectue sur une moto qui possède déjà une grille de protection radiateur, monter le support comme sur la photo 2, sur le haut du support de protection radiateur).
- Monter la grille de protection des collecteurs en position avec la pince à ressort placée sur le second collecteur puis aligner le trou de fixation supérieur avec le trou situé sur le petit support monté précédemment, voir photo 3. *(Une fois le support desserré, il pivote facilement dans la position souhaitée).*
- Enlever la grille de protection puis serrer le boulon de fixation radiateur inférieur pour fixer le support correctement.
- Remonter la grille de protection sur le collecteur d'échappement, en utilisant le clip puis monter un rivet fourni dans le trou de fixation supérieur et dans le petit trou du support, voir photo 4.



ISSUE 1 31/08/2017 (AR)

Notice disponible au téléchargement sur www.rg-racing.com

CONSUMER NOTICE

The catalogue description and any exhibition of samples are only broad indications of the Products and R&G may make design changes which do not diminish their performance or visual appeal and supplying them in such state shall conform to the order. The Buyer acknowledges no representation or warranty (other than as to title) has been given or will apply to the Products other than those in R&G's order or confirmation and the Buyer confirms it has chosen the Products as being of merchantable quality and suitable for its particular purposes. Where R&G fits the Products or undertakes other services it shall exercise reasonable skill and care and rectify any fault free of charge unless the workmanship has been disturbed. The Buyer is responsible for ensuring that the warranty on the motorcycle is not affected by the fitting of the Products. On return of any defective Products R&G shall at its option either supply a replacement or refund the purchase money but shall not be liable if the Products have been modified or used or maintained otherwise than in accordance with R&G's or manufacturer's instructions and good engineering practice or if the defect arises from accident or neglect. Other than identified above and subject to R&G not limiting its liability for causing death and personal injury, it shall not be liable for indirect or consequential loss and otherwise its liability shall be limited to the amounts paid by the Buyer for the Products or the fitting or service concerned. These terms do not affect the Buyer's statutory rights.

R&G RACING RETURNS POLICY (NON-FAULTY GOODS)

Returns must be pre-authorized (if not pre-authorized the return will be rejected). Goods may only be returned direct to us if they were purchased direct from us (customer must prove if necessary). Otherwise to be returned to original vendor. Goods must be in re-sellable condition, in the opinion of R&G Racing. All returns are subject to a 25% restocking and handling fee (25% of the gross value exc. P&P – at the prevailing price at time of purchase). The customer must pay any and all carriage charges. No returns of discontinued products, unless within 14 days of purchase. This policy does not affect your statutory rights and does not refer to faulty goods.